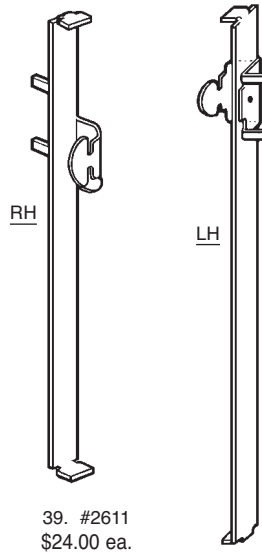
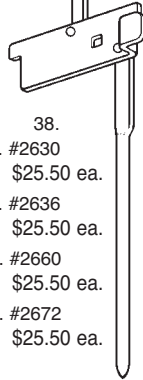


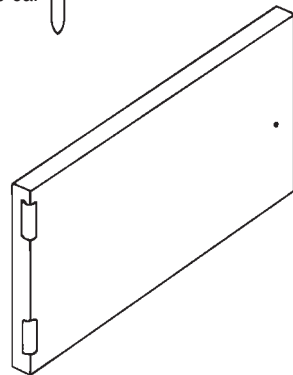
- 37.
- A. #2818 \$16.50 ea.
 - B. #2820 \$16.50 ea.
 - C. #2824 \$18.90 ea.
 - D. #2830 \$16.20 ea.
 - E. #2831 (SHOWN) \$15.50 ea.
 - F. #2832 \$17.50 ea.
 - G. #2836 \$18.90 ea.
 - H. #2837 \$17.90 ea.
 - I. #2838 \$18.90 ea.
 - J. #2860 \$23.75 ea.
 - K. #2861 \$25.25 ea.
 - L. #2872 \$29.00 ea.
 - M. #2873 \$30.75 ea.
 - N. #2840 \$25.25 ea.
 - O. #2841 \$25.25 ea.
 - P. #2846 \$31.00 ea.
 - Q. #2847 \$31.00 ea.



- 38.
- A. #2630 \$25.50 ea.
 - B. #2636 \$25.50 ea.
 - C. #2660 \$25.50 ea.
 - D. #2672 \$25.50 ea.



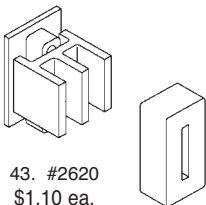
39. #2611 \$24.00 ea.
40. #2616 \$27.00 ea.



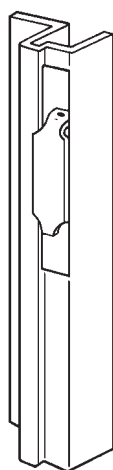
- 41.
- A. #2915—15" WIDE \$27.50 ea.
 - B. #2918—18" WIDE \$27.50 ea.
 - C. #2115—15" WIDE \$36.75 ea.
 - D. #2118—18" WIDE \$41.25 ea.



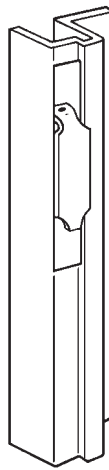
42. #2605 \$0.50 ea.



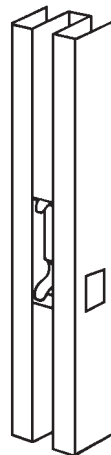
43. #2620 \$1.10 ea.



44. #2791 \$7.80 ea.



45. #2790 \$7.80 ea.



46. #2753 \$8.80 ea.

37. LOCKRODS (Current Style Only After 1972)

PART NO.	DOOR SIZE	ACTUAL SIZE	NUMBER OF TIERS
A. *2818	18" H	14-7/8"	4 Tier 6' High
B. *2820	20" H	16-11/32"	3 Tier 5' High
C. *2824	24" H	20-11/32"	3 Tier 6' High
D. 2830	30" H	26-3/16"	2 Tier 5' High
E. 2831	30" H	18-3/8"	2 Tier 5' High
F. *2832	30" H	24-1/2"	2 Tier 5' High
G. 2836	36" H	32-3/16"	2 Tier 6' High
H. 2837	36" H	24-3/8"	2 Tier 6' High
I. *2838	36" H	30-1/2"	2 Tier 6' High
J. 2860	60" H	47-29/32"	1 Tier 5' High
K. *2861	60" H	47-7/8"	1 Tier 5' High
L. 2872	72" H	60"	1 Tier 6' High
M. *2873	72" H	60"	1 Tier 6' High
N. 2840	RH	28-7/8"	2 Pr. 5' High
O. 2841	LH	28-7/8"	2 Pr. 5' High
P. 2846	RH	40-7/8"	2 Pr. 6' High
Q. 2847	LH	40-7/8"	2 Pr. 6' High

* Specify if Lock Bars are for upper or lower doors.

• Used with Recessed Handle (See page 29 Item No. 14C)

38. EXPANDED METAL LOCK BAR ASSEMBLY

- A. Cat. No. 2630-30" DT
- B. Cat. No. 2636-36" DT
- C. Cat. No. 2660-60" ST
- D. Cat. No. 2672-72" ST

39. TWO-PERSON LATCH BAR Short RH—Cat. No. 2611

40. TWO-PERSON LATCH BAR Long LH—Cat. No. 2616

41. TWO-PERSON UPPER DOORS Door Can Be Used As An Upper or Lower. Supplied as Door Only. Door Knob, Lock Rod and Hinges Must Be Ordered Separately.

OLD STYLE

- A. 15" WIDE—Cat. No. 2915
- B. 18" WIDE—Cat. No. 2918

NEW STYLE

- C. 15" WIDE—Cat. No. 2115
- D. 18" WIDE—Cat. No. 2118

42. SHOULDER RIVET—Cat. No. 2605

43. PLASTIC GLIDE FOR LOCK BAR WITH RECESSED HANDLE Cat. No. 2620

44. OLD STYLE RIGHT HAND LOCKING BAR FOR UPPER DOOR Cat. No. 2791 (prior to 1972)

45. OLD STYLE LEFT HAND LOCKING BAR FOR LOWER DOOR—Cat. No. 2790 (Prior to 1972)

46. NEW STYLE LOCKING BAR FOR UPPER DOORS Cat. No. 2753