
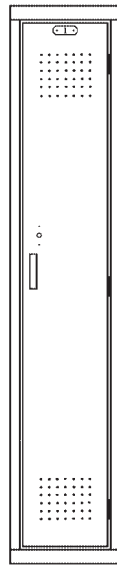


LOCKER DOOR AND FRAME ASSEMBLIES

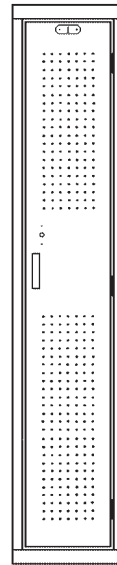
TWO PERSON



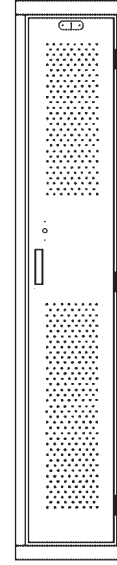
WxH	STANDARD	QUIET
15x60	7119520	7127544
18x60	7119522	7127545
15x72	7125342	7127546
18x72	7125343	7127547



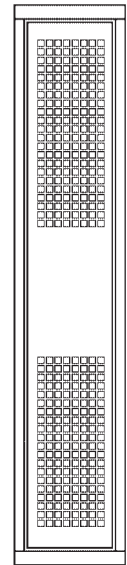
Single Tier
Standard Top
and Bottom
Perforation



Single Tier Full
Perforation
Top and Bottom



Single Tier
Extra Full
Perforation

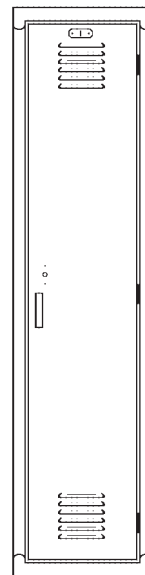


Visual Slot

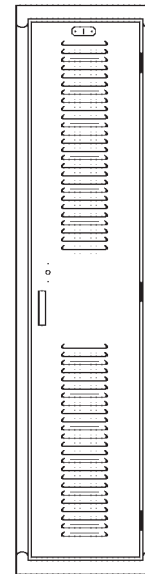
TO ORDER

1. Identify Manufacturer
2. Indicate Part No. and Size (Overall Width and Height)
3. Indicate 6" Legs or No Legs
4. Indicate with Louvers, Perforations or Visual Slot
5. Indicate Color
6. Indicate type of handle (Recessed or Standard)
7. Identify Age of Lockers

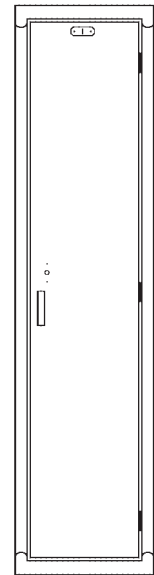
NOTE: Not All Sizes and Styles Available From All Manufacturers. Please Call Our Office for Assistance.



Standard Top and
Bottom Louvered
Door



Fully Louvered
Single Tier
Locker Door



Single Tier
Door With
No Louvers

WWW.CENTARIND.COM
e-mail:
CUSTSERVICE@CENTARIND.COM



Centar Industries INCORPORATED
16313 WESTWOODS BUSINESS PARK, ELLISVILLE, MO 63021
CALL TOLL FREE: 1-800-843-7878 • FAX 1-636-391-2336

IN ST. LOUIS CALL:
636-391-2333