






TOILET PARTITION SPECIFICATIONS

Listed below are the advantages and disadvantages of the various toilet partition materials.

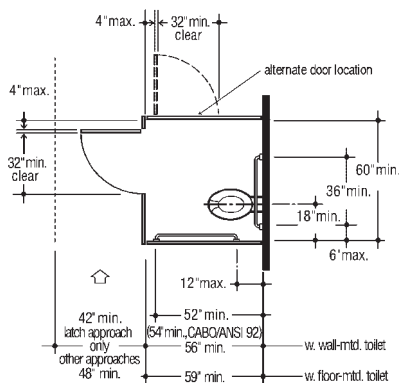
		Advantages	Disadvantages
	BAKED ENAMEL	<ul style="list-style-type: none"> Least expensive. Certain sizes and colors are available for shipment in five days or less. As a result of vandalism or rusting, baked enamel is easy to re-paint. 	<ul style="list-style-type: none"> Will rust in a wet environment. Most susceptible to graffiti and scratches.
	FIBERGLASS REINFORCED PLASTIC (FRP)	<ul style="list-style-type: none"> Highly durable, graffiti resistant surface. Can be used in high traffic, wet areas. Less expensive than stainless steel and solid plastic. Corners are rounded and edges are bull nosed with a hard poly edge coating. Will not dent, rust, corrode, or delaminate. 	<ul style="list-style-type: none"> Darker colors will show scratches. Color choices are limited.
	SOLID PLASTIC	<ul style="list-style-type: none"> Applications include humid, wet, high traffic and vandal prone areas. For cosmetic purposes, shoes and wall brackets can match stall color. Hardware that is available, including continuous brackets, 8" wrap around hinges or piano hinges, add to the durability of the installation. Grffiti is easily removed. Dent proof. Stainless steel hardware is available. Will withstand hosedown cleaning. 	<ul style="list-style-type: none"> Expensive.
	STAINLESS STEEL	<ul style="list-style-type: none"> Made for style, durability and high traffic areas. Rust proof. Scratches can be removed with buffing. 	<ul style="list-style-type: none"> Expensive. Hardware is not as durable as solid plastic.
	PHENOLIC	<ul style="list-style-type: none"> Applications include humid and wet areas. Will withstand hosedown cleaning. Heavy-duty stainless steel hardware is included. 	<ul style="list-style-type: none"> Most expensive.

ADA GUIDELINES

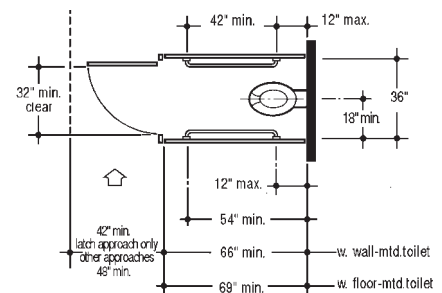
Standard Compartment (CABO/ANSI 92 Wheelchair Accessible Compartment — Door Swing Out).

Not to scale.

Alternative Compartment 36" Wide (No CABO/ANSI 92 equivalent).



The drawings shown are just two of the many sizes and layouts that will meet ADA guidelines. For assistance with your requirements, please call or fax your layout.



WWW.CENTARIND.COM
e-mail:
CUSTSERVICE@CENTARIND.COM



Centar Industries INCORPORATED
16313 WESTWOODS BUSINESS PARK, ELLISVILLE, MO 63021
CALL TOLL FREE: 1-800-843-7878 • FAX 1-636-391-2336

IN ST. LOUIS CALL:
636-391-2333