



NEW TOILET PARTITIONS

HEADRAIL BRACED



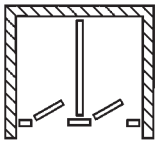
For easy, economical installation, the Overhead Braced is the best choice. This unit does not require any special floor construction, therefore it can be used in old or new buildings. The rigid overhead bracing gives additional strength over the floor braced models.

FLOOR BRACED

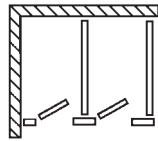


While not as sturdy as the Headrail Braced model, these units have a more modern appearance.

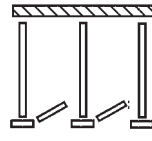
LAYOUTS



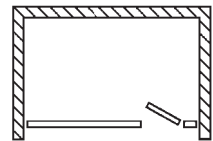
"BETWEEN WALLS"



"IN A CORNER"

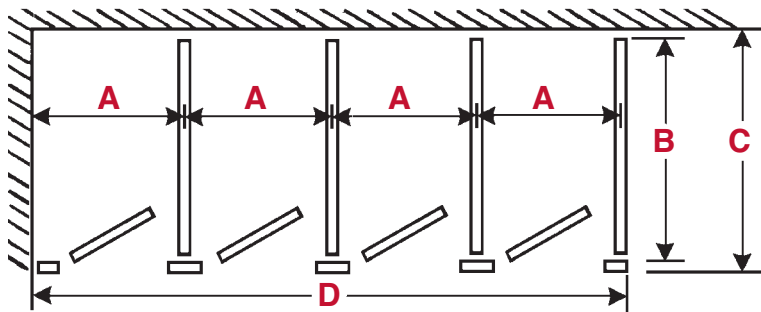


"FREE STANDING"



"ALCOVE"

When ordering partitions, please provide the following:



1. Measure Stalls:

- A = Stall width and
- B = Panel size
- or
- C = Overall stall depth and
- D = Overall width

2. Type of Configuration:

- In-corner
- Between Wall
- Free Standing
- Alcove

3. Style of Partition:

- Headrail Braced
- Floor Mounted
- Ceiling Hung

4. Material Desired:

- (see page 70)
- Baked Enamel
- Fiberglass Reinforced Plastic
- Solid Plastic
- Phenolic Core
- Stainless Steel

PLEASE CALL FOR COLOR CHART

WWW.CENTARIND.COM
e-mail:
CUSTSERVICE@CENTARIND.COM



Centar Industries INCORPORATED
16313 WESTWOODS BUSINESS PARK, ELLISVILLE, MO 63021
CALL TOLL FREE: 1-800-843-7878 • FAX 1-636-391-2336

IN ST. LOUIS CALL:
636-391-2333