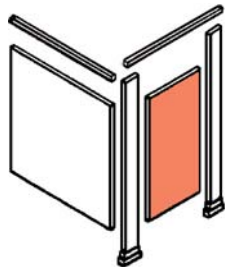


NEW TOILET PARTITIONS

DOOR PANELS AND PILASTERS

SHIPPED WITH ALL NECESSARY INSTALLATION HARDWARE

DOORS




Door Opening

22"
24"
26"
28"
30"
32"
34"
36"

For Door Also Specify:
Round or Square Edge Pilaster.
Pilaster Thickness.
Inswing or Outswing.

Standard Height is 58" High.
Solid Plastic Standard Height
is 55" High.

PILASTERS



Pilasters Width

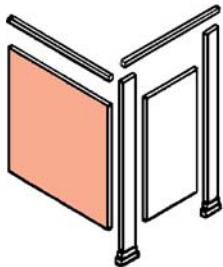
2"
3"
4"
5"
6"
7"
8"
10"
12"

For Pilasters Also Specify:

70" for Floor Braced or
82" for Overhead Braced

Picture Shows Headrail Braced Pilaster

PANELS

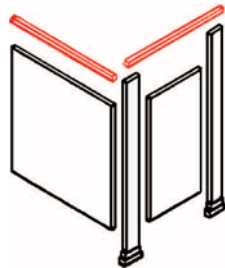


Panel Width

15-1/2"	31-1/2"	51-1/2"
17-1/2"	33-1/2"	54-1/2"
21-1/2"	35-1/2"	57-1/2"
23-1/2"	37-1/2"	63-1/2"
27-1/2"	39-1/2"	69-1/2"
29-1/2"	45-1/2"	

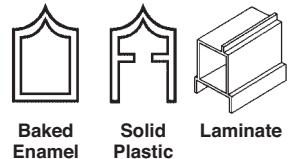
Standard Height is 58" High.
Solid Plastic Standard Height
is 55" High.

HEADRAILS



Headrail Length (Alum.)

37"
57"
60"
66"
72"
120"



Baked Enamel


Solid Plastic

Laminate

SPECIFY TYPE


URINAL SCREENS

Available in Baked Enamel, Stainless Steel, Solid Phenolic Core, High Density Polymer, and Fiberglass Reinforced Plastic.




Wall Hung (WHS)

Screen is 1" thick insulated panel sealed with locking bar and mitered corner reinforcements. Hung from three chrome-plated "T" brackets



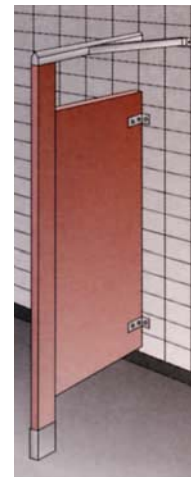
Wall Hung Flange (WHF)

Screen is 1" thick insulated panel with continuous anodized aluminum channel.



Floor Braced Screen (FBS)

Screen is 1" thick insulated panel supported by a floor supported plaster.



Floor Supported With Headrail (FSH)

Headrail braced 1" thick double-wall panel. Panel set into extra-heavy wall extruded aluminum plaster. Stainless steel floor shoe.

WWW.CENTARIND.COM
e-mail:
CUSTSERVICE@CENTARIND.COM



Centar Industries INCORPORATED
16313 WESTWOODS BUSINESS PARK, ELLISVILLE, MO 63021
CALL TOLL FREE: 1-800-843-7878 • FAX 1-636-391-2336

IN ST. LOUIS CALL:
636-391-2333